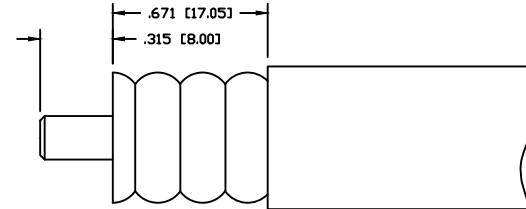
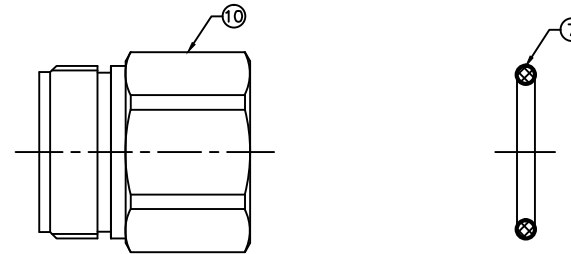
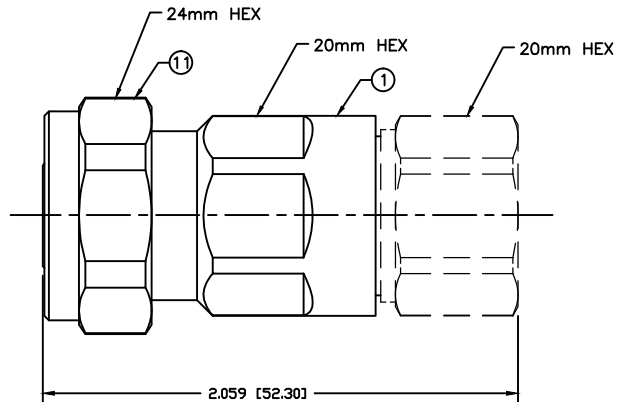


PART NO.

RFD-4195MC-H1

REV	DESCRIPTION	DWN	DATE	APPROVED
B	UPDATED CONNECTO'S VIEW	JDM	08/29/16	JDMc

**SPECIFICATIONS:**

IMPEDANCE: 50 Ohms
 FREQUENCY RANGE: 0-3 GHz
 VSWR: <1.10:1 THRU 3GHz
 PIM: <-155 dBc
 DIELECTRIC WITHSTANDING VOLTAGE: 2500V/AC
 INSULATION RESISTANCE: 10000MOHMS
 TEMPERATURE RANGE: -40°C TO 155°C
 MECHANICAL DURABILITY: 500 CYCLES
 FOR ANDREW LDF4-50A & LDF4RN-50A, CELWAVE 810918-001,
 CABLEWAVE FLC12-50J & EUPEN 5128 CABLE

USE OF CABLE TRIM TOOL IS RECOMMENDED
 USE COMPATIBLE TRIM TOOL SUCH AS TRIM-ICA12-C02

11	SHELL	1	BRASS	WHITE BRONZE
10	BACK NUT	1	BRASS	WHITE BRONZE
9	O-RING	1	RUBBER	---
8	RETAINING RING	1	BeCu	WHITE BRONZE
7	O-RING	1	RUBBER	---
6	COLLET RING	1	BeCu	WHITE BRONZE
5	CLAMP	1	BRASS	WHITE BRONZE
4	BEAD	1	ABS	---
3	PIN	1	PHOS. BRONZE	SILVER
2	INSULATOR	1	PTFE	---
1	BODY	1	BRASS	WHITE BRONZE
#	DESCRIPTION	QTY	MATERIAL	

CUSTOMER
OUTLINE DRAWINGALL DIMENSIONS
ARE REFERENCE ONLYUNLESS OTHERWISE SPECIFIED:
DIMENSIONS ARE IN INCHES
AND [MILLIMETERS]

DRAWN	JDM	08/29/16
CHECKED		
ORJ DRAWN	C. ZUNIGA	03/02/15

PROPRIETARY AND CONFIDENTIAL
 THIS DRAWING CONTAINS
 INFORMATION PROPRIETARY TO
 RF INDUSTRIES. ANY
 UNAUTHORIZED USE OF THIS
 DRAWING IS EXPRESSLY
 PROHIBITED WITHOUT WRITTEN
 PERMISSION FROM RF
 INDUSTRIES. ANY VIOLATION IS
 PUNISHABLE UNDER U.S.
 COPYRIGHT LAWS.

RFconnectors
 DIVISION OF RF INDUSTRIES, LTD.

7610 MIRAMAR RD.
 SAN DIEGO, CA 92126
 (858) 549-6340
 (858) 549-6345 FAX

4.1/9.5 PLUG CLAMP

SIZE	CABLE GROUP	DWG NO.	REV
A	H1	RFD-4195MC-H1	B
SCALE:	ENGINEERING ID:	1787	SHEET 1 OF 1
NTS			