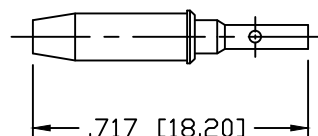
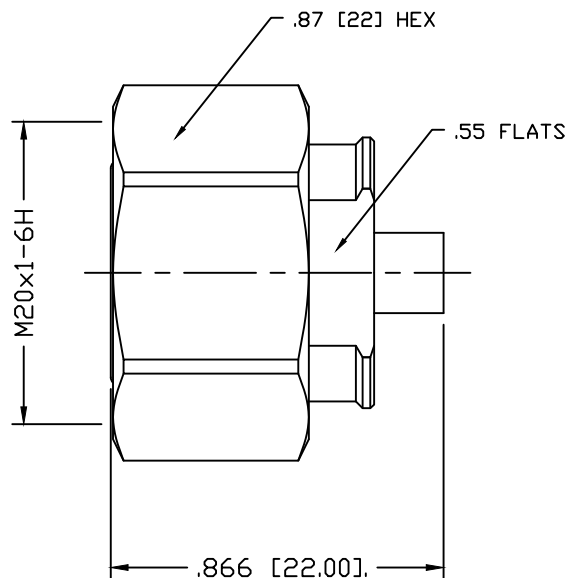
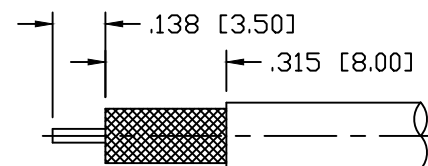
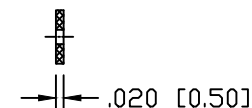


PART NO.

**RFD-43MS-SR2**

REV	DESCRIPTION	DWN	DATE	APPROVED
-	ENGINEERING RELEASE	CZS	10/12/15	JDMc

SOLDERRECOMMENDED STRIPPING DIMENSIONSSPECIFICATIONS:

IMPEDANCE: 50 OHMS  
 FREQUENCY RANGE: DC-6GHz  
 INSERTION LOSS:  $-.01 \text{ dB} \times \sqrt{\text{FREQUENCY GHz}}$   
 VSWR MAX:  $<1.15:1 @ \text{DC}-3 \text{ GHz}$   
 3rd ORDER IM:  $\leq -160 \text{ dBc}$   
 INSULATION RESISTANCE: 5000M $\Omega$   
 OPERATING TEMPERATURE:  $-30^{\circ}\text{C}$  TO  $+125^{\circ}\text{C}$

CUSTOMER  
OUTLINE DRAWINGALL DIMENSIONS  
ARE REFERENCE ONLYUNLESS OTHERWISE SPECIFIED:  
DIMENSIONS ARE IN INCHES  
AND [MILLIMETERS]

DRAWN	C. ZUNIGA	10/12/15
CHECKED		
ORJ DRAWN	C. ZUNIGA	10/12/15

**RoHS  
COMPLIANT**

PROPRIETARY AND CONFIDENTIAL  
 THIS DRAWING CONTAINS  
 INFORMATION PROPRIETARY TO  
 RF INDUSTRIES, ANY  
 UNAUTHORIZED USE OF THIS  
 DRAWING IS EXPRESSLY  
 PROHIBITED WITHOUT WRITTEN  
 PERMISSION FROM RF  
 INDUSTRIES. ANY VIOLATION IS  
 PUNISHABLE UNDER U.S.  
 COPYRIGHT LAWS.

**RFconnectors**

7610 MIRAMAR RD.  
 SAN DIEGO, CA 92126  
 (858) 549-6340  
 DIVISION OF RF INDUSTRIES, LTD. (858) 549-6345 FAX

**4.3/10 MALE**

FOR TFT-402

SIZE	CABLE GROUP	DWG NO.	REV
A	N/A	<b>RFD-43MS-SR2</b>	—
SCALE:	ENGINEERING ID:	SHEET 1 OF 1	
NTS	001787		

#	DESCRIPTION	QTY	MATERIAL	FINISH
5	SHELL	1	BRASS	WHITE BRONZE
4	RETAINING RING	1	BeCu	WHITE BRONZE
4	O-RING	1	S.I. RUBBER	----
4	SPACER	1	PTFE	----
3	INSULATOR	1	PTFE	----
2	PIN	1	BRASS	SILVER
1	BODY	1	BRASS	WHITE BRONZE