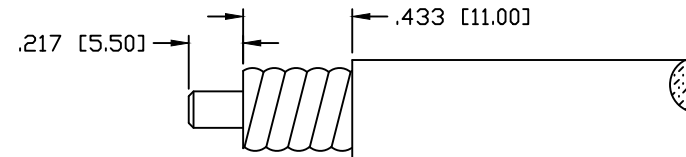
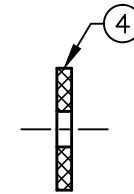
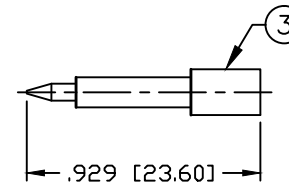
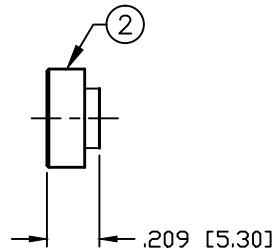
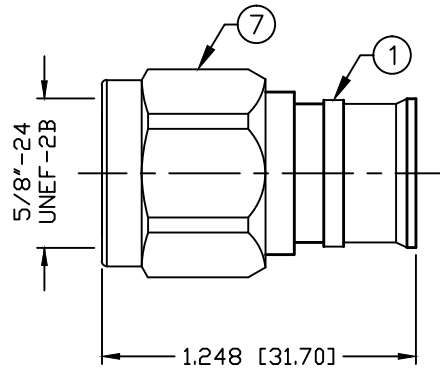


PART NO.

RFN-1002DS-H4

REV	DESCRIPTION	DWN	DATE	APPROVED
A	UPDATED TRIM TOOL P/N	CZS	07/19/19	JDMc

RECOMMENDED STRIPING DIMENSIONS

USE OF CABLE TRIM TOOL IS RECOMMENDED
USE COMPATIBLE TRIM TOOL SUCH AS TRIM-SET-S12-D01

SPECIFICATIONS:

IMPEDANCE: 50 Ohms
 FREQUENCY RANGE: 0-3 GHz
 VSWR: <1.2:1 THRU 3 GHz
 PIM: ≤-155 dBc
 DIELECTRIC WITHSTANDING VOLTAGE: 1500V/AC
 INSULATION RESISTANCE: 10000MΩ
 TEMPERATURE RANGE: -40°C TO 155°C
 MECHANICAL DURABILITY: 500 CYCLES
 FOR FSJ4-50B, SCF12-50J & SPO-500 CABLE

#	DESCRIPTION	QTY	MATERIAL	FINISH
7	SHELL	1	BRASS	WHITE BRONZE
6	RETAINING RING	1	BRASS	WHITE BRONZE
5	GASKET	1	RUBBER	----
4	INSULATOR	1	PTFE	----
3	PIN	1	BRASS	SILVER
2	INSULATOR	1	PTFE	----
1	BODY	1	BRASS	WHITE BRONZE

CUSTOMER OUTLINE DRAWING	
ALL DIMENSIONS ARE REFERENCE ONLY	
UNLESS OTHERWISE SPECIFIED: DIMENSIONS ARE IN INCHES AND [MILLIMETERS]	
DRAWN C. ZUNIGA	07/19/19
CHECKED	
ORJ DRAWN C. ZUNIGA	05/30/17

RoHS
COMPLIANT

PROPRIETARY AND CONFIDENTIAL
 THIS DRAWING CONTAINS
 INFORMATION PROPRIETARY TO
 RF INDUSTRIES. ANY
 UNAUTHORIZED USE OF THIS
 DRAWING IS EXPRESSLY
 PROHIBITED WITHOUT WRITTEN
 PERMISSION FROM RF
 INDUSTRIES. ANY VIOLATION IS
 PUNISHABLE UNDER U.S.
 COPYRIGHT LAWS.

RFconnectors
 DIVISION OF RF INDUSTRIES, LTD. 7610 MIRAMAR RD.
 SAN DIEGO, CA 92126
 (858) 549-6340
 (858) 549-6345 FAX

N MALE, SOLDER
 FOR 1/2" SUPER FLEX CORRUGATED CABLE

SIZE	CABLE GROUP	DWG NO.	REVISION
A	H4	RFN-1002DS-H4	A
SCALE: NTS	ENGINEERING ID: 000000	SHEET 1 OF 1	