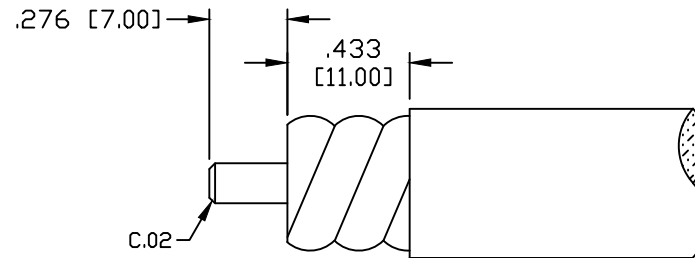
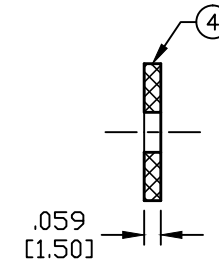
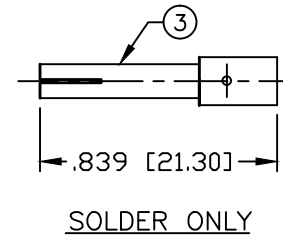
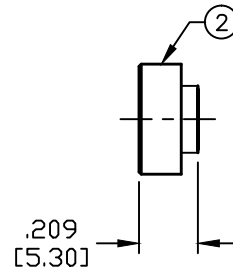
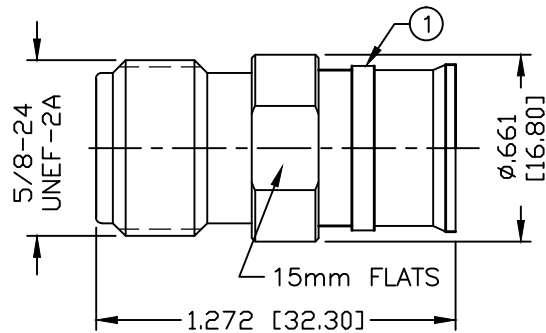


PART NO.

RFN-1027DS-H4

REV	DESCRIPTION	DWN	DATE	APPROVED
-	ENGINEERING RELEASE	CZS	10/11/19	JDMc

RECOMMENDED STRIPPING DIMENSIONSSPECIFICATIONS:

INTERFACE: IEC61169-54
 IMPEDANCE: 50 Ohms
 FREQUENCY RANGE: 0-6 GHz
 VSWR: ≤ 1.25 @ 3GHz - ≤ 1.35 @ 5GHz
 3rd ORDER IM: ≤ -160 dBc (RELATIVE TO CARRIER)
 3rd ORDER IM TEST METHOD: 2x43dBm CARRIERS
 INSULATION RESISTANCE: 5000M Ω
 TEMPERATURE RANGE: -40°C TO 85°C
 MECHANICAL DURABILITY: 500 CYCLES
 FOR FSJ4-50B, SCF12-50J, SPF & SP0-500 CABLE

USE OF CABLE TRIM TOOL IS RECOMMENDEDUSE COMPATIBLE TRIM TOOL SUCH AS TRIM-SET-S12-D01

#	DESCRIPTION	QTY	MATERIAL	FINISH
4	INSULATOR	1	PTFE	---
3	CONTACT	1	BRASS	SILVER
2	INSULATOR	1	PTFE	---
1	BODY	1	BRASS	WHITE BRONZE

CUSTOMER OUTLINE DRAWING	
ALL DIMENSIONS ARE REFERENCE ONLY	
UNLESS OTHERWISE SPECIFIED: DIMENSIONS ARE IN INCHES AND [MILLIMETERS]	
DRAWN C. ZUNIGA	10/11/19
CHECKED	
ORJ DRAWN C. ZUNIGA	10/11/19

RoHS
COMPLIANT

PROPRIETARY AND CONFIDENTIAL
 THIS DRAWING CONTAINS
 INFORMATION PROPRIETARY TO
 RF INDUSTRIES. ANY
 UNAUTHORIZED USE OF THIS
 DRAWING IS EXPRESSLY
 PROHIBITED WITHOUT WRITTEN
 PERMISSION FROM RF
 INDUSTRIES. ANY VIOLATION IS
 PUNISHABLE UNDER U.S.
 COPYRIGHT LAWS.

RFconnectors
 DIVISION OF RF INDUSTRIES, LTD.

7610 MIRAMAR RD.
 SAN DIEGO, CA 92126
 (858) 549-6340
 (858) 549-6345 FAX

N FEMALE, SOLDER

FOR 1/2" SUPER FLEX CORRUGATED CABLE

SIZE	CABLE GROUP	DWG NO.	REVISION
A	H4	RFN-1027DS-H4	---
SCALE: NTS	ENGINEERING ID: 000000	SHEET 1 OF 1	