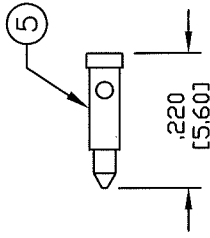
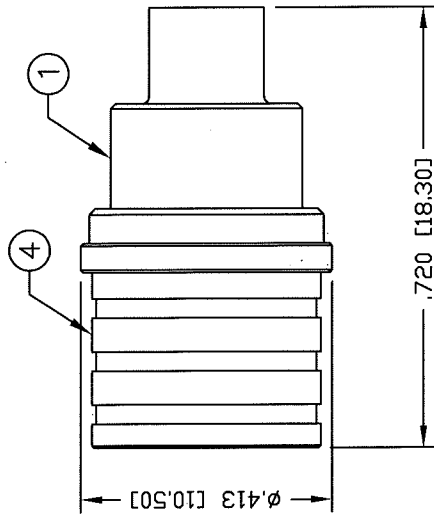


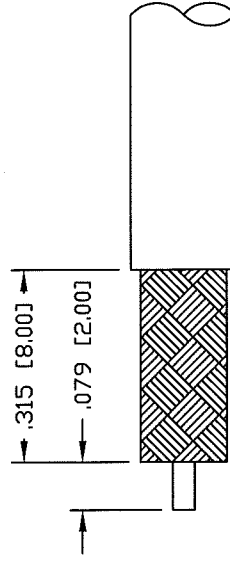
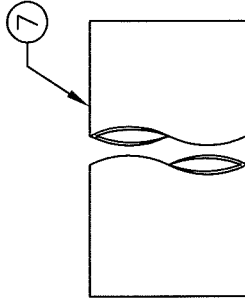
ROA-5000-SR2LP

PART NO.

REV	DESCRIPTION	DWN	DATE	APPROVED
A	CHANGED DESIGN AND PLATING	CZS	01/27/17	JDMc



SOLDER ONLY



RECOMMENDED STRIPPING DIMENSIONS

SPECIFICATIONS:

IMPEDANCE: 50 Ohms
 FREQUENCY RANGE: 0-6 GHz
 VSWR: ≤1.15 THRU 3 GHz
 3RD ORDER IM: ≤155dBc @ 700 MHz
 INSULATION RESISTANCE: 5k M Ohms min.
 TEMPERATURE RANGE: -40°C TO 165°C
 FOR .141 SEMI RIGID, RG-402/U & BELDEN 1673A CABLE
 FOR LOW PIM APPLICATIONS USE TFT-402 CABLE

#	DESCRIPTION	QTY	MATERIAL	FINISH
1	BODY	1	BRASS	WHITE BRONZE
2	GROUND RING	1	BRASS	WHITE BRONZE
3	INSULATOR	1	PTFE	---
4	SHELL	1	BRASS	WHITE BRONZE
5	PIN	1	BRASS	SILVER
6	FERRULE	1	BRASS	WHITE BRONZE
7	TUBING	1	HEAT SHRINK	WHITE BRONZE

ROHS COMPLIANT

PROPRIETARY AND CONFIDENTIAL
 THIS DRAWING CONTAINS INFORMATION PROPRIETARY TO RF INDUSTRIES. ANY UNAUTHORIZED USE OF THIS DRAWING IS EXPRESSLY PROHIBITED WITHOUT WRITTEN PERMISSION FROM RF INDUSTRIES. ANY VIOLATION IS PUNISHABLE UNDER U.S. COPYRIGHT LAWS.

CUSTOMER OUTLINE DRAWING
 ALL DIMENSIONS ARE REFERENCE ONLY
 UNLESS OTHERWISE SPECIFIED: DIMENSIONS ARE IN INCHES AND [MILLIMETERS]

DRAWN: C. ZUNIGA
 CHECKED: *[Signature]*
 DATE: 01/27/17

RF Connectors
 DIVISION OF RF INDUSTRIES, LTD.
 7610 MIRAMAR RD.
 SAN DIEGO, CA 92126
 (858) 549-6340
 (858) 549-6345 FAX

QMA PLUG SOLDER

SIZE	CABLE GROUP	DWG NO.	REV
A	SR2	ROA-5000-SR2LP	A

SCALE: NTS
 ENGINEERING ID: 001787
 SHEET 1 OF 1