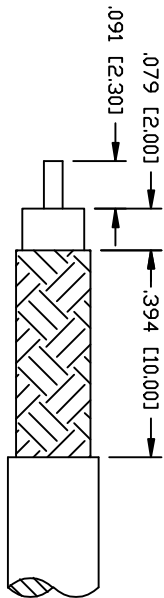
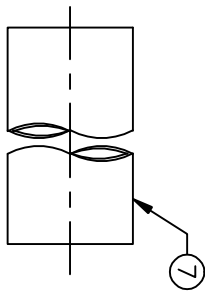
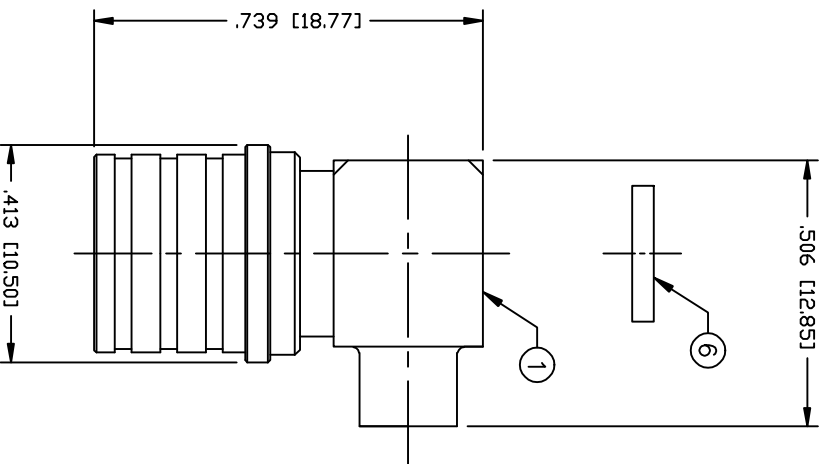


PART NO.

ROA-5010-SR2LP

REV	DESCRIPTION	DMN	DATE	APPROVED
-	ENGINEERING RELEASE	CZS	12/12/16	JDMC
A1	ADDED TOOL NOTE. CHNG CENTER CONDUCTOR TO SILVER FINISH	CZS	12/14/17	JDMC



RECOMMENDED STRIPPING DIMENSIONS

****USE QMA TOOL TO PRESS THE END CAP (ITEM 6) INTO THE BODY TO AVOID DAMAGE TO THE SPRING**

RFI PART NUMBER 'QMA-TOOL'

SPECIFICATIONS:

IMPEDANCE: 50 Ohms
 FREQUENCY RANGE: 0-3 GHz
 VSWR: ≤ 1.15
 3RD ORDER IM: $\leq 155\text{dBc}$ @ 700 MHz
 INSULATION RESISTANCE: 5k M Ohms min.
 TEMPERATURE RANGE: -40°C TO 165°C
 FOR .141 SEMI RIGID, RG-402/U & BELDEN 1673A CABLE
 FOR LOW PIM APPLICATIONS USE TFT-402 CABLE
 ROHS COMPLIANT

#	DESCRIPTION	QTY	MATERIAL	FINISH
1	BODY	1	BRASS	WHITE BRONZE
2	GROUND RING	1	BRASS	WHITE BRONZE
3	INSULATOR	1	PTFE	---
4	SHELL	1	BRASS	WHITE BRONZE
5	PIN	1	BRASS	SILVER
6	PRESS CAP	1	BRASS	WHITE BRONZE
7	TUBING	1	HEAT SHRINK	WHITE BRONZE

CUSTOMER
 OUTLINE DRAWING
 ALL DIMENSIONS
 ARE REFERENCE ONLY
 UNLESS OTHERWISE SPECIFIED:
 DIMENSIONS ARE IN INCHES
 AND [MILLIMETERS]

DRW C. ZUNIGA	05/01/17
------------------	----------

PROPRIETARY AND CONFIDENTIAL
 THIS DRAWING CONTAINS
 INFORMATION PROPRIETARY TO
 RF INDUSTRIES. ANY
 UNAUTHORIZED USE OF THIS
 DRAWING IS EXPRESSLY
 PROHIBITED WITHOUT WRITTEN
 PERMISSION FROM RF
 INDUSTRIES. ANY VIOLATION IS
 PUNISHABLE UNDER U.S.
 COPYRIGHT LAWS.

RF Industries
 DIVISION OF RF INDUSTRIES, LTD. (858) 549-6345 FAX
 7610 MIRAMAR RD.
 SAN DIEGO, CA 92126
 (858) 549-6340

**QMA PLUG SOLDER
 RIGHT ANGLE**

SIZE	CABLE GROUP	DMG NO.	REV
A	SR2	ROA-5010-SR2LP	A1
SCALE:	ENGINEERING ID:	SHEET	OF
NTS	001787	1	1