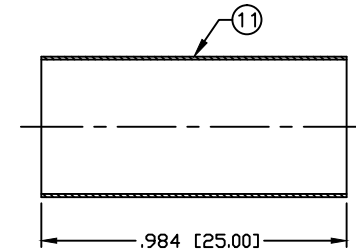
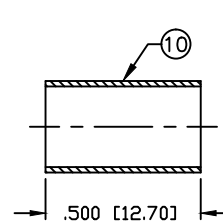
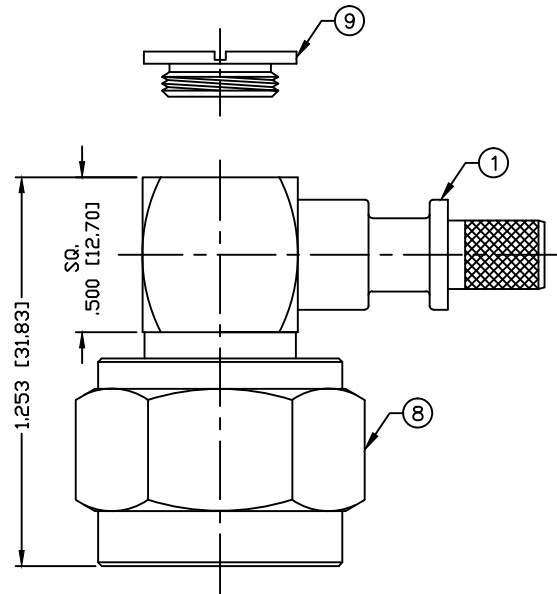


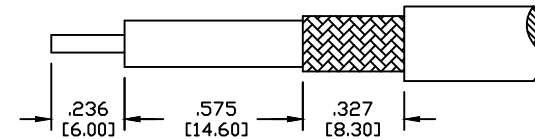
PART NO.

RFN-1009-9X-WB

REV	DESCRIPTION	DWN	DATE	APPROVED
-	ENGINEERING RELEASE	CZS	04/04/19	JDMc



RECOMMENDED CRIMP DIE: .255'



RECOMMENDED STRIPPING DIMENSIONS

NOTE: ATTACH CABLE TO CONNECTOR BY
SOLDERING THE CABLE INNER CONDUCTOR
TO THE PIN SLOT INSIDE THE CONNECTOR

SPECIFICATIONS:

IMPEDANCE: 50 Ohms
 FREQUENCY RANGE: 0-11 GHz
 INSERTION LOSS: .06 dB Max. $X \sqrt{f \text{GHz}}$
 WORKING VOLTAGE: 1k V rms @ sea level
 TEMPERATURE RANGE: -65°C TO 85°C
 INSULATION RESISTANCE: 5k M Ohms min.
 FOR RG-8/X, BELDEN 9258, MAXRAD M8X-100 &
 M8X-1000, MICRO 8/U, REMEE 1600, SAXTON 8315,
 TIMES LMR-240 & LMR-240 ULTRAFLEX CABLE

#	DESCRIPTION	QTY	MATERIAL	FINISH
11	TUBING	1	HEAT SHRINK	---
10	FERRULE	1	BRASS	WHITE BRONZE
9	BACK NUT	1	BRASS	WHITE BRONZE
8	SHELL	1	BRASS	WHITE BRONZE
7	GASKET	1	SI RUBBER	---
6	RETAINING RING	1	BRASS	WHITE BRONZE
5	GROUND RING	1	BRASS	WHITE BRONZE
4	INSULATOR	1	PTFE	---
3	PIN	1	BRASS	GOLD
2	BODY	1	BRASS	WHITE BRONZE
1	BODY	1	BRASS	WHITE BRONZE

CUSTOMER OUTLINE DRAWING	
ALL DIMENSIONS ARE REFERENCE ONLY	
UNLESS OTHERWISE SPECIFIED: DIMENSIONS ARE IN INCHES AND [MILLIMETERS]	
DRAWN C. ZUNIGA	04/04/19
CHECKED	
ORJ DRAWN C. ZUNIGA	04/04/19

RoHS
COMPLIANT

PROPRIETARY AND CONFIDENTIAL
 THIS DRAWING CONTAINS
 INFORMATION PROPRIETARY TO
 RF INDUSTRIES. ANY
 UNAUTHORIZED USE OF THIS
 DRAWING IS EXPRESSLY
 PROHIBITED WITHOUT WRITTEN
 PERMISSION FROM RF
 INDUSTRIES. ANY VIOLATION IS
 PUNISHABLE UNDER U.S.
 COPYRIGHT LAWS.

RFconnectors
 DIVISION OF RF INDUSTRIES, LTD. 7610 MIRAMAR RD.
 SAN DIEGO, CA 92126
 (858) 549-6340
 (858) 549-6345 FAX

**N PLUG, CRIMP
 RIGHT ANGLE**

SIZE	CABLE GROUP	DWG NO.	REV
A	X	RFN-1009-9X-WB	---
SCALE: NTS	ENGINEERING ID: 000000	SHEET 1 OF 1	