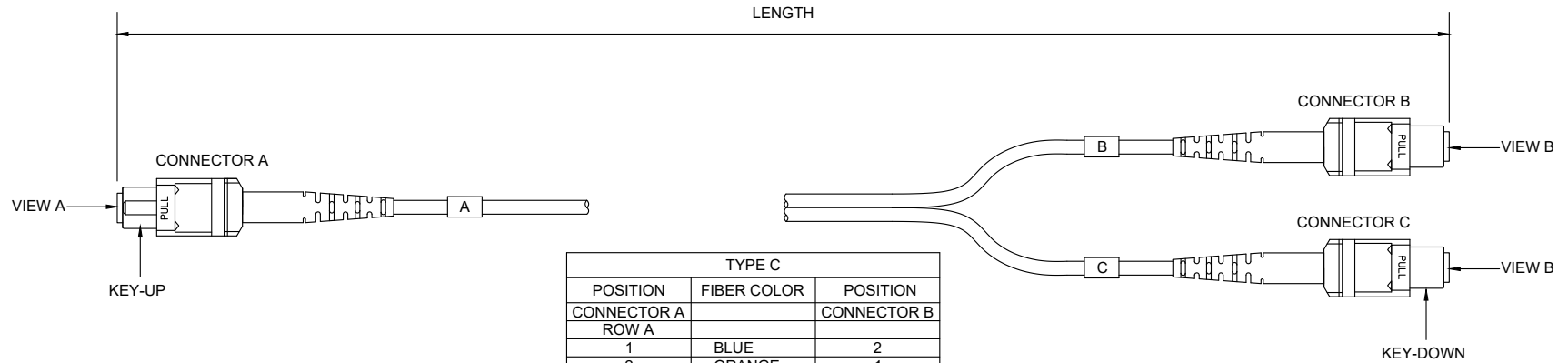


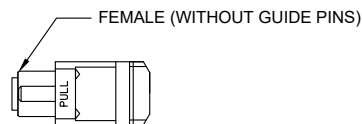
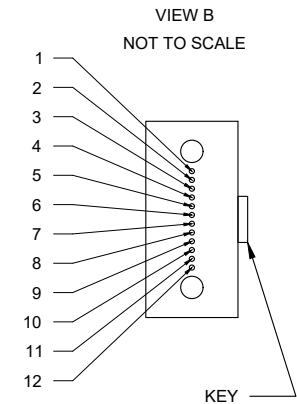
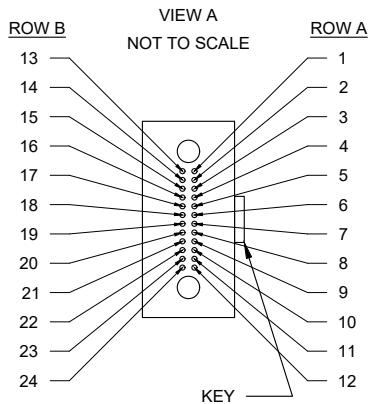
NOTES: UNLESS OTHERWISE SPECIFIED

1. MATERIALS AND COMPONENTS ARE RoHS/REACH COMPLIANT.
2. CONNECTORS MEET THE REQUIREMENTS OF ANSI/TIA 568-C.3
3. 100% TESTED FOR OPTICAL PERFORMANCE, END FACE CRITERIA AND CLEANLINESS.
4. APPLICABLE TO MULTIMODE AND SINGLE-MODE.
- 4.1. DEFAULT SINGLE-MODE POLISH: APC. UPC AVAILABLE UPON REQUEST.
5. CABLE ASSEMBLIES ARE MANUFACTURED TO C ENTERPRISES STANDARDS.
6. STANDARDS AND SPECIFICATIONS AVAILABLE UPON REQUEST.

REV	ECR	DESCRIPTION	BY	DATE	CHECKED
A	-	INITIAL RELEASE	K.T.	07/14/2016	A.J.



TYPE C		
POSITION	FIBER COLOR	POSITION
CONNECTOR A		CONNECTOR B
ROW A		
1	BLUE	2
2	ORANGE	1
3	GREEN	4
4	BROWN	3
5	SLATE	6
6	WHITE	5
7	RED	8
8	BLACK	7
9	YELLOW	10
10	VIOLET	9
11	ROSE	12
12	AQUA	11
ROW B		CONNECTOR C
13	BLUE	2
14	ORANGE	1
15	GREEN	4
16	BROWN	3
17	SLATE	6
18	WHITE	5
19	RED	8
20	BLACK	7
21	YELLOW	10
22	VIOLET	9
23	ROSE	12
24	AQUA	11



DRAWN BY:	K. THOMAS	07/14/2016
APVD BY:	A. JENSEN	08/29/2016



C ENTERPRISES
2445 CADES WAY
VISTA CA 92081
760-599-5111

DIMENSIONS: METRIC [IMPERIAL]

TITLE: MTP 24 TO MTP 12 POLARITY TYPE C

PROPRIETARY AND CONFIDENTIAL
THIS DOCUMENT CONTAINS PROPRIETARY INFORMATION OF C ENTERPRISES. NOT TO BE USED, COPIED, OR DISCLOSED WITHOUT WRITTEN PERMISSION. ALL RIGHTS RESERVED.

SIZE	DWG. NO.	REV
A	MTP-24TO12-TYPE-C	A

SCALE: NOT TO SCALE

SHEET 1 OF 1