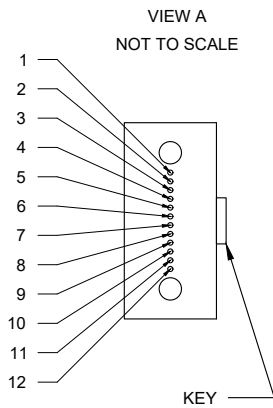
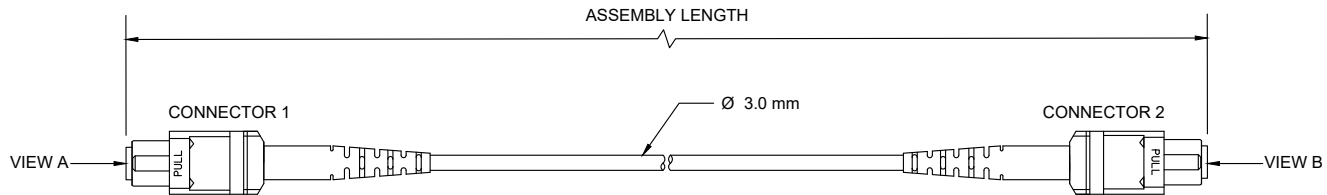


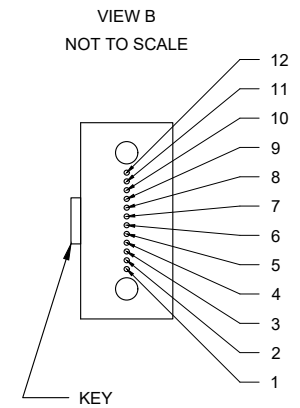
NOTES: UNLESS OTHERWISE SPECIFIED

1. MATERIALS AND COMPONENTS ARE RoHS/REACH COMPLIANT.
2. CONNECTORS MEET THE REQUIREMENTS OF ANSI/TIA 568-C.3
3. 100% TESTED FOR OPTICAL PERFORMANCE, END FACE CRITERIA AND CLEANLINESS.
4. CABLE ASSEMBLIES ARE MANUFACTURED TO C ENTERPRISES STANDARDS.
5. STANDARDS AND SPECIFICATIONS AVAILABLE UPON REQUEST.

REV	ECR	DESCRIPTION	BY	DATE	CHECKED
A	-	INITIAL RELEASE	K.T.	09/11/2018	A.J.



POLARITY TYPE B		
POSITION	FIBER COLOR	POSITION
CONNECTOR 1		CONNECTOR 2
1	BLUE	12
2	ORANGE	11
3	GREEN	10
4	BROWN	9
5	SLATE	8
6	WHITE	7
7	RED	6
8	BLACK	5
9	YELLOW	4
10	VIOLET	3
11	ROSE	2
12	AQUA	1



DESCRIPTION: MTP-12 FEMALE APC POLISH/MTP-12 FEMALE APC POLISH x 12-FIBER SINGLE-MODE OS2 OFNP MIC 250 um w/ CP&G FIBER, TEST REPORT, POLARITY TYPE B

DRAWN BY: K. THOMAS 09/11/2018
 APVD BY: A. JENSEN 09/11/2018



C ENTERPRISES
 2445 CADES WAY
 VISTA CA 92081
 760-599-5111

BILL OF MATERIALS		
ITEM	QTY	COMPONENT
3	1	MTP-APC TEST REPORT
2	AR	SINGLE-MODE OS2 12-FIBER NON SUB-UNITIZED 3.0 mm OFNP CABLE; YELLOW: PERFORMA, CORNING GLASS AND PRINT
1	2	MTP-12 FEMALE SINGLE-MODE APC POLISH; GREEN HOUSING, BLACK BOOT: CORNING

TEST LIMITS AT 1310 nm			
MAX. I.L.	TYP. I.L.	MIN. R.L.	TYP. R.L.
≤0.50dB	N/A	≥60dB	N/A

DIMENSIONS: METRIC [IMPERIAL]		TITLE: MTP-12 OS2 12-FIBER MIC 250 um	
PROPRIETARY AND CONFIDENTIAL THIS DOCUMENT CONTAINS PROPRIETARY INFORMATION OF C ENTERPRISES. NOT TO BE USED, COPIED, OR DISCLOSED WITHOUT WRITTEN PERMISSION. ALL RIGHTS RESERVED.		SIZE: A	DWG. NO.: SAPG12MTMTXRXTX
SCALE: NOT TO SCALE		REV: A	
SHEET 1 OF 1			